

Inductive sensor

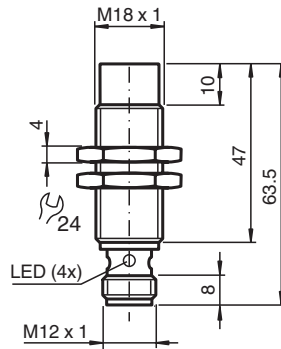
NEN20-18GM50-E3-V1



- Increased operating distance
- 20 mm non-flush



Dimensions



Technical Data

General specifications		
Switching function		Normally closed (NC)
Output type		PNP
Rated operating distance	s_n	20 mm
Installation		non-flush
Output polarity		DC
Assured operating distance	s_a	0 ... 16.2 mm
Actuating element		mild steel, e. g. 1.0037, SR235JR (formerly St37-2) 60 mm x 60 mm x 1 mm
Reduction factor r_{Al}		0.35
Reduction factor r_{Cu}		0.3
Reduction factor r_{304}		0.7
Reduction factor r_{Brass}		0.45
Output type		3-wire
Nominal ratings		
Installation conditions		
A		in steel 1.0037 (St37): 20 mm

Release date: 2023-01-25 Date of issue: 2023-01-25 Filename: 231741_eng.pdf

Refer to "General Notes Relating to Pepperl+Fuchs Product Information".

Pepperl+Fuchs Group
www.pepperl-fuchs.com

USA: +1 330 486 0001
fa-info@us.pepperl-fuchs.com

Germany: +49 621 776 1111
fa-info@de.pepperl-fuchs.com

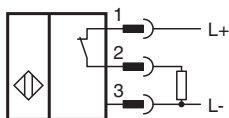
Singapore: +65 6779 9091
fa-info@sg.pepperl-fuchs.com

PEPPERL+FUCHS

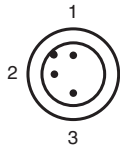
Technical Data

B		30 mm
C		60 mm
F		78 mm
Operating voltage	U_B	10 ... 30 V
Switching frequency	f	0 ... 200 Hz
Hysteresis	H	0.1 ... 2 mm
Reverse polarity protection		yes
Short-circuit protection		pulsing
Overload resistance		yes
Wire breakage protection		yes
Inductive overvoltage protection		yes
Surge suppression		yes
Ripple		10 %
Voltage drop	U_d	≤ 2 V
Repeat accuracy	R	1 mm
Operating current	I_L	0 ... 200 mA
Off-state current	I_r	≤ 10 μ A
No-load supply current	I_0	≤ 11 mA
Time delay before availability	t_v	≤ 50 ms
Switching state indicator		LED, yellow
Functional safety related parameters		
MTTF _d		2650 a
Mission Time (T _M)		20 a
Diagnostic Coverage (DC)		0 %
Compliance with standards and directives		
Standard conformity		
Standards		EN 60947-5-2:2007 IEC 60947-5-2:2007
Approvals and certificates		
UL approval		cULus Listed, General Purpose
CCC approval		CCC approval / marking not required for products rated ≤ 36 V
Ambient conditions		
Ambient temperature		-25 ... 85 °C (-13 ... 185 °F)
Storage temperature		-40 ... 85 °C (-40 ... 185 °F)
Mechanical specifications		
Connection type		Connector plug M12 x 1 , 3-pin
Housing material		brass, nickel-plated
Sensing face		PBT
Degree of protection		IP67
Mass		30 g
Tightening torque, fastening screws		max. 20 Nm

Connection



Connection Assignment



Wire colors in accordance with EN 60947-5-2

1	BN	(brown)
2	WH	(white)
3	BU	(blue)

Installation



Accessories

	BF 18	Mounting flange, 18 mm
	V1-G-2M-PUR	Female cordset single-ended M12 straight A-coded, 4-pin, PUR cable grey
	V1-W-2M-PUR	Female cordset single-ended M12 angled A-coded, 4-pin, PUR cable grey

Release date: 2023-01-25 Date of issue: 2023-01-25 Filename: 231741_eng.pdf